

Navigating the NAGC Reimagined Exhibitor Marketplace

LOGGING IN

First, make sure you are logged in so you can receive all the benefits of being an attendee!



NATIONAL ASSOCIATION FOR

Gifted Children 67th Annual Convention



Schedule

Search for...

Search

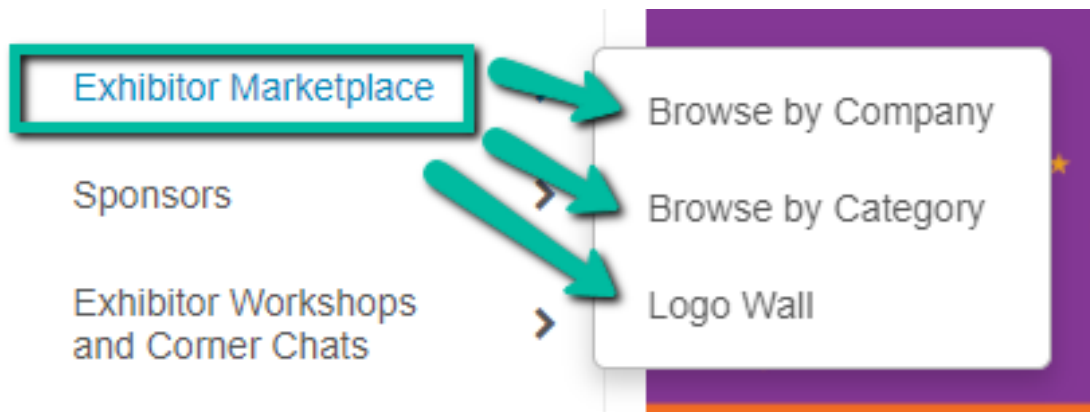
Login

HOW TO VIEW SPONSORS/EXHIBITORS

Browse by Company: This will show a list of all exhibitors and sponsors A-Z

Browse by: Category: This will show exhibitors and sponsors by category

Logo Wall: This will show a logo listing of exhibitor and sponsors



NAVIGATING THROUGH THE BOOTHS

Once you click on a company you will see their virtual booth. From here you can view their company details, watch their intro video, click through resources, and connect with booth representatives.

To connect with company representatives there are a few different ways:

1. **Contact Info**: From here you can see the booth representatives. If you click on their image you can learn more about the representative and email them directly.
2. **Video Chat**: You are able to live video chat with booth representatives just like you are attending an in-person meeting. There will be up to 4 rooms per booth that you can join and chat with representatives as well as other attendees. View more about video chatting below.
3. **Request Information**: If you click this button you are able to write a message to the company requesting more info. The company will receive your request and get back to you by email.
4. **Exhibitor Events**: Here, you can view all of the educational presentations and networking events supported by the company.

Favorite Like Tweet Locate this booth Print

Reimagined NATIONAL ASSOCIATION FOR Gifted Children 67th Annual Convention

Reimagined 67th Annual Convention NATIONAL ASSOCIATION FOR Gifted Children

0:00 / 11:20

SCAN AND WIN

NAGC Sample Booth

Who We Are

NAGC's mission is to support those who enhance the growth and development of gifted and talented children through education, advocacy, community building, and research. We aim to help parents and families, K-12 education professionals including support service personnel, and members of the research and higher education community who work to help gifted and talented children as they strive to achieve their personal best and contribute to their communities.

Networks

Looking to make connections and build a community with others who share your interests? Learn more about the

Giveaway!

Website Request Information

VIDEO CHATTING WITH EXHIBITORS/SPONSORS

Click on the Video Chat side bar within the booth you want to video chat with.

From here you can see the representatives who are “manning the booth.” If you hover over the representatives name- you can see when they will be available online to chat. If you wish to chat with one of the representatives, click on the red Video Chat button to be connected.

You will have the option to turn off your camera or mute yourself if needed. There is also the option for a text chat once you enter the video room as well as a “raise hand” button.

Each rooms hold 15 people so if one room is filled up- try a different representative. If all of the rooms are filled- tried back later or use the other connection features we mentioned above

Please note that exhibitors will ONLY be available during the times they have listed in their availability. Please hover over the video chat button to view their availability

Favorite Like Tweet Locate this booth Print

Reimagined
NATIONAL ASSOCIATION FOR
Gifted Children 67th Annual Convention

Video Chat Representatives

Please note that exhibitors will ONLY be available during the times they have listed in their availability. Please hover over the video chat buttons below to view each representative's availability.

When you click the chat buttons below you can pick a representative to chat. You can use your computer (modern browsers such as the latest version of Chrome, Microsoft Edge, and Firefox are supported) or you can also join with the eventScribe app. Please note that eventScribe may have problems connecting with your computer.

Katie Owings
November 13: 10:45 - 11:30 AM
November 14: 10:45 - 11:30 AM
November 15: 10:45 - 11:30 AM
November 16: 10:45 - 11:30 AM
November 17: 11:00 AM - 12:00 PM

To schedule a separate time to chat, please email
LKishter@sponsorshipboost.com/owings

Lacey Kishter
Video Chat
Hover here for availability

Katie Owings
Video Chat
Hover here for availability

Company Details
Contact Info (2 representatives)
Resources (18 items)
Exhibitor Events (1 item)
Video Chat (2 representatives)

Giveaway!

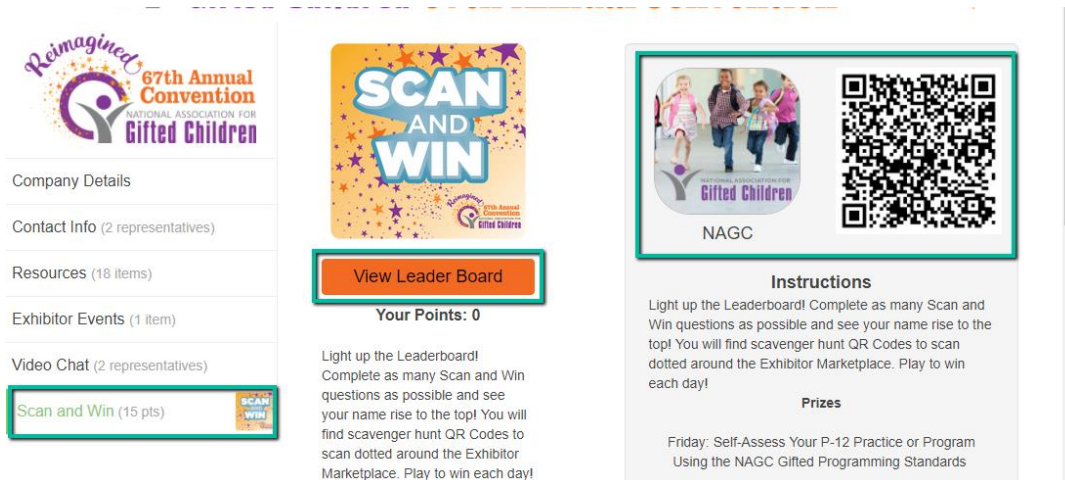
Website Request Information

SCAN AND WIN GAME & GIVEAWAYS

Scan and Win: Download the NAGC app onto your phone to play! To participate, click on the exhibiting companies Scan and Win tab on the left-hand side of their booth.


Scan the QR code with the NAGC app and select the correct answer to the question presented. Don't worry- you have multiple tries to get the answer right.

All attendees that play the Scan and Win Game will be entered to win prizes! You can track other attendees by clicking on the leaderboard to see where you stand with the competition!



The screenshot shows a booth interface for the Scan and Win game. On the left is a sidebar menu with the following items: Company Details, Contact Info (2 representatives), Resources (18 items), Exhibitor Events (1 item), Video Chat (2 representatives), and Scan and Win (15 pts). The Scan and Win item is highlighted with a green border. In the center is a 'SCAN AND WIN' graphic with a 'View Leader Board' button below it. Below the button, it says 'Your Points: 0' and provides instructions: 'Light up the Leaderboard! Complete as many Scan and Win questions as possible and see your name rise to the top! You will find scavenger hunt QR Codes to scan dotted around the Exhibitor Marketplace. Play to win each day!'. On the right is a QR code and a section titled 'Instructions' which says: 'Light up the Leaderboard! Complete as many Scan and Win questions as possible and see your name rise to the top! You will find scavenger hunt QR Codes to scan dotted around the Exhibitor Marketplace. Play to win each day!'. Below the instructions is a 'Prizes' section with the text: 'Friday: Self-Assess Your P-12 Practice or Program Using the NAGC Gifted Programming Standards'.

Giveaways: There will be a button on each booth that says "GIVEAWAY" if you click this button you will be taken to another screen to fill out a survey and be entered to win a prize or giveaway organized by the exhibitor- just like a booth drawing in person.



The screenshot shows a booth interface for the NAGC Sample Booth. On the left is a sidebar menu with the following items: Company Details, Contact Info (2 representatives), Resources (18 items), Exhibitor Events (1 item), Video Chat (2 representatives), and Scan and Win (15 pts). The Scan and Win item is highlighted with a green border. In the center is a video player showing a video titled 'NAGC Sample Booth' with a duration of 0:00 / 11:20. Below the video player are four orange buttons: 'Career Opportunities/Vocations', 'National Educational Organizations', 'Professional Development', and 'Publications, Textbooks, or Supplements'. On the right is a section titled 'Who We Are' with the text: 'NAGC's mission is to support those who enhance the growth and development of gifted and talented children through education, advocacy, community building, and research. We aim to help parents and families, K-12 education professionals including support service personnel, and members of the research and higher education community who work to help gifted and talented children as they strive to achieve their personal best and contribute to their communities.' Below this is a section titled 'Networks' with the text: 'Looking to make connections and build a community with others who share your interests? Learn more about the'. At the bottom of the booth is a purple 'Giveaway!' button with a green arrow pointing to it, and two orange buttons: 'Website' and 'Request Information'.